

Technical sheet :

AGRICULTURAL MULTIFUNCTION GRAB BUCKET - FO



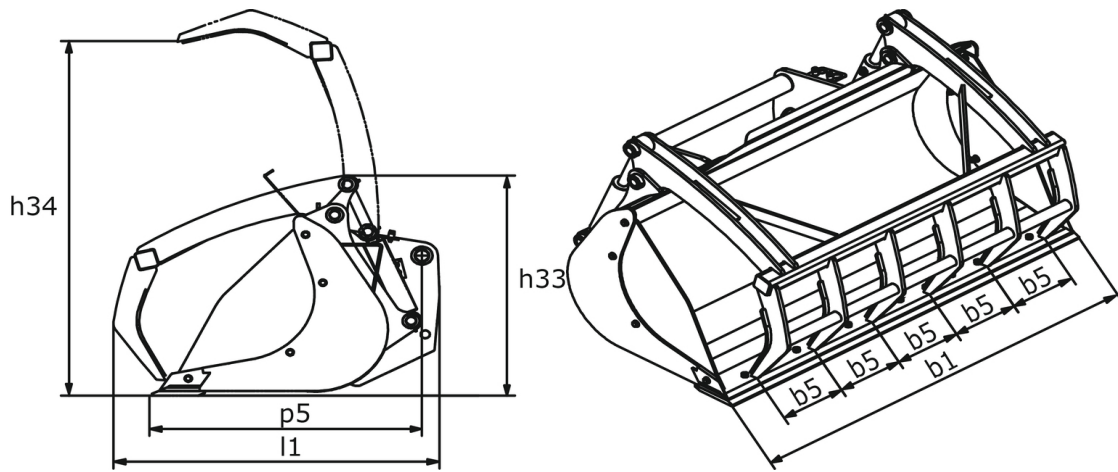
Benefits








- Robust and versatile bucket suitable for dairy use and different AG applications.
- Complete opening >90° and powerful jaw allows working flush with walls.
- Perfect for handling wet manure, silage...
- Must-have tool for livestock farm.

Technical characteristics






- Forged teeth -FO.
- Handling materials with a density ≤ 1000 kg/m³.
- Dismountable sides, spill guard and 500 HB bolt-on cutting edge standard.
- Reinforced construction (base, blade and grab).
- Nitritized cylinders, all pins with "construction type" mounting.

Agricultural Multifunction Grab Bucket - FO - Dimensional drawing



Technical characteristics		BG 1500 / 850 FO	BG 1500 / 860 FO	BG 1850 / 1050 FO	BG 2100 / 1200 FO	BG 2300 / 1350 FO	BG 2450 / 1400 FO	BG 2450 / 1700 FO
Distance to center of gravity (mm)		421	-	-	-	-	-	-
Capacities								
Heaped Capacity (l)		824	850	1059	1200	1335	1426	1695
Struck capacity (l)		521	521	650	740	813	868	1150
Weight and dimensions								
Opened grab height (mm)	h34	1685	1675	1675	1675	1675	1675	1886
Width (mm)		1500	1500	1850	2100	2300	2450	2450
Length (mm)		1255	1238	1263	1256	1256	1256	1179
Depth (mm)	p5	944	-	-	-	-	-	-
Overall weight (kg)		560	560	636	720	763	803	870
Working Parameters								
Machine Equipement								
Teeth / Fingers		6	6 / 6	7	8	9	10	11 / 4
Fork spread minimum (mm)	b5	265	265	265	263	254	243	-
Fork spread maximum (mm)	b5	265	265	265	263	254	243	-
Other Data for Attachments								
Bolted wearplate (LDR)		Standard	Standard	Standard	Standard	Standard	Standard	Standard
Wear plate hardness		500	500	500	500	500	500	500

Machines compatibility	BG 1500 / 850 FO	BG 1500 / 860 FO	BG 1850 / 1050 FO	BG 2100 / 1200 FO	BG 2300 / 1350 FO	BG 2450 / 1400 FO	BG 2450 / 1700 FO
Reference number	52651957	52651958	52647327	52647329	52647331	52647333	52549810
Skid Steer Camage reference	52651958	52651957	-	-	-	-	-
MLA-T 533-145 V+ - ST5	-	-	-	-	X	X	X
MLT 420-60 H	X	X	-	-	-	-	-
MLT 625-75 H	-	-	X	-	-	-	-
MLT 630-115	-	-	-	X	X	X	X
MLT 630-115 V	-	-	-	X	X	X	X
MLT 630-115 V CP	-	-	-	X	X	X	X
MLT 635-130 PS+	-	-	-	-	-	X	X
MLT 635-140 V+	-	-	-	-	-	X	X
MLT 730-115 V	-	-	-	X	X	X	X
MLT 730-115 V CP	-	-	-	X	X	X	X
MLT 733-115	-	-	-	-	-	X	X
MLT 733-115 LSU	-	-	-	-	-	X	X
MLT 737-130 PS+	-	-	-	-	-	X	X
MLT 741-130 PS+	-	-	-	-	-	X	X
MLT 741-140 V+	-	-	-	-	-	X	X
MLT 841-145 PS+	-	-	-	-	-	X	X
MLT 940-140 V+	-	-	-	-	-	X	X
MLT 1041-145 PS+L	-	-	-	-	-	X	X
MLFX 625-75 H	-	-	X	-	-	-	-
MLFX 732	-	-	-	-	-	X	-
MLFX 735 T LSU	-	-	-	-	-	X	X
MLFX 741-140 V+	-	-	-	-	-	X	X
MLFX 841 - 145 PS+	-	-	-	-	-	X	X
MLFX 1041-145 PS+L	-	-	-	-	-	X	X
MLT 630-105 ST4 OLD	-	-	-	X	X	X	X
MLT 630-105 V CP ST4 OLD	-	-	-	X	X	X	X
MLT 630-105 V ST4 OLD	-	-	-	X	X	X	X
MLT 635-130 PS+ ST4 OLD	-	-	-	-	-	X	X
MLT 635-140 V+ ST4 OLD	-	-	-	-	-	X	X
MLT 730-115 V CP ST4 OLD	-	-	-	X	X	X	X
MLT 730-115 V ST4 OLD	-	-	-	X	X	X	X
MLT 733-115 LSU ST4 OLD	-	-	-	-	-	X	X
MLT 733-115 ST4 OLD	-	-	-	-	-	X	X
MLT 737-130 PS+ ST4 OLD	-	-	-	-	-	X	X
MLT 840-145 PS+ OLD	-	-	-	-	-	X	X
MLT 845-100 H OLD	-	-	-	-	-	X	X
MLT 845-120 OLD	-	-	-	-	-	X	X
MLT 1040-145 PS+ L OLD	-	-	-	-	-	X	X
MLFX 840-140 PS+ OLD	-	-	-	-	-	X	X
MLFX 1040-140 PS+ L OLD	-	-	-	-	-	X	X

TABLE SYMBOL					
	No predisposition required		Hydraulic line		Return piping to hydraulic oil tank
	Electric predisposition		Platform predisposition		Tyre handler, cylinder handler predisposition



Siège Social
430 rue de l'Aubinière - 44150 Ancenis Cedex - France
Tel: +33(0)2 40 09 10 11 - Fax: +33 (0)2 40 09 10 97
www.manitou.com



This brochure describes versions and configuration options for Manitou products which may be fitted with different equipment. The equipment described in this brochure may be standard, optional or not available depending on version. Manitou reserves the right to change the specifications shown and described at any time and without prior warning. The manufacturer is not liable for the specifications given. For more information, contact your Manitou dealer. Non-contractual document. Product descriptions may differ from actual products. List of specifications is not comprehensive. The logos and visual identity of the company are the property of Manitou and may not be used without authorisation. All rights reserved. The photos and diagrams contained in this brochure are provided for information only.

MANITOU BF SA - Limited company with board of directors - Share capital: 39,668,399 euros - 857 802 508 RCS Nantes