

Technical sheet :

BALE CLAMP INTENSIVE



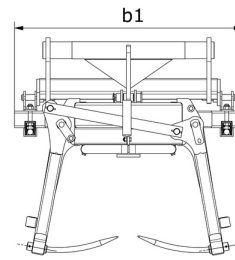
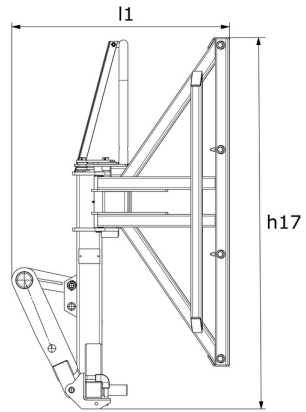
Benefits


- Easy and clean handling.
- Time-saver and competitive attachment.
- Handles 2 round bales or 3 rectangular bales at the same time.
- Perfect stability while handling square bales with optional lower tines.

Technical characteristics






- Rounded forged 2x4 teeth.
- Synchronized closure.
- Impressive lifting capacity of 1800 kg.
- Handles 1 or 2 round bales: 1.80 m maximum.
- Handles 2 rectangular bale: 1.2 m high.
- Handles 3 rectangular bales: 0.8 m high each.
- Optional: 2 lower tines 680 mm Ø 35 mm ref. 790521 - spare parts kit.

Bale Clamp Intensive - Dimensional drawing



Capacities		Lower Tines	P28G 2x4
Capacity (kg)		-	1800
Weight and dimensions			
Overall height (mm)	h17	-	1776
Width (mm)		-	1090
Length (mm)		680	1047
Overall weight (kg)		35	283
Diameter (mm)		35	-
Arm length (mm)		-	600
Cable loop		-	1
Working Parameters			
Machine Equipment		-	
Teeth / Fingers		2	2 / 4
Opening minimum (mm)		-	150
Opening maximum (mm)		-	1770

Machines compatibility		Lower Tines	P28G 2x4
Reference number		790521	790518
MLA-T 533-145 V+ - ST5		X	X
MLT 630-105 ST4		X	X
MLT 630-105 V CP ST4		X	X
MLT 630-105 V ST4		X	X
MLT 630-115		X	X
MLT 630-115 V		X	X
MLT 630-115 V CP		X	X
MLT 635-130 PS+		X	X
MLT 635-140 V+		X	X
MLT 730-115 V		X	X
MLT 730-115 V CP		X	X
MLT 730-115 V CP ST4		X	X
MLT 733-115 ST4		X	X
MLT 737-130 PS+ ST4		X	X
MLT 840-145 PS+		X	X
MLT 841-145 PS+		X	X
MLT 961-145 V+ L		X	X
MLT 961-160 V+ L		X	X
MLT 1040-145 PS+ L		X	X
MLT 1041-145 PS+L		X	X
MLFX 732		X	X
MLFX 735 T LSU		X	X
MLFX 840-140 PS+		X	X
MLFX 841 - 145 PS+		X	X
MLFX 961-145 V+ L		X	X
MLFX 961-160 V+ L		X	X
MLFX 1040-140 PS+ L		X	X
MLFX 1041-145 PS+L		X	X

TABLE SYMBOL					
	No predisposition required		Hydraulic line		Return piping to hydraulic oil tank
	Electric predisposition		Platform predisposition		Tyre handler, cylinder handler predisposition



Siège Social

430 rue de l'Aubinière - 44150 Ancenis Cedex - France

Tel: +33(0)2 40 09 10 11 - Fax: +33 (0)2 40 09 10 97

www.manitou.com



This brochure describes versions and configuration options for Manitou products which may be fitted with different equipment. The equipment described in this brochure may be standard, optional or not available depending on version. Manitou reserves the right to change the specifications shown and described at any time and without prior warning. The manufacturer is not liable for the specifications given. For more information, contact your Manitou dealer. Non-contractual document. Product descriptions may differ from actual products. List of specifications is not comprehensive. The logos and visual identity of the company are the property of Manitou and may not be used without authorisation. All rights reserved. The photos and diagrams contained in this brochure are provided for information only.

MANITOU BF SA - Limited company with board of directors - Share capital: 39,668,399 euros - 857 802 508 RCS Nantes