

Technical sheet :

SHEAR GRAB








Benefits

- Suitable for any type of silage.
- Efficient and accurate cutting of the silage pit.
- Very clean silage pit face avoiding secondary fermentation.
- Powerful attachment for a fast cutting.
- Closed structure to limit material losses (except SHG 1700/850).







Technical characteristics


- Boxed structure, rigidity & longevity.
- Body made of high resistance steels.
- Heavy duty teeth for easy penetration.
- Lateral shears for a good pit penetration & clean cutting.
- Increased cylinder diameter for more power.
- Bolt-on cutting teeth for easy maintenance (except SHG 1700/850: welded).

Capacities		SHG 1600 / 1200	SHG 1700 / 850	SHG 1800 / 1350	SHG 2200 / 1650	SHG 2400 / 1800
Heaped Capacity (l)		1200	850	1350	1650	1800
Weight and dimensions						
Overall length (mm)	l1	1295	1267	1295	1295	1295
Opened grab height (mm)	h34	1475	1475	1475	1475	1475
Closed grab height (mm)	h33	1010	963	1010	1010	1010
Width (mm)		1654	1865	1854	2254	2454
Depth (mm)	p5	850	850	850	850	850
Overall weight (kg)		705	710	749	835	936
Working Parameters						
Machine Equipment						
Teeth		14	14	14	14	14

Machines compatibility	SHG 1600 / 1200	SHG 1700 / 850	SHG 1800 / 1350	SHG 2200 / 1650	SHG 2400 / 1800
Reference number	52000380	757723	52000381	52000382	52000383
MLA-T 533-145 V+ - ST5	-	-	-	X	-
MLT 625-75 H	X	-	-	-	-
MLT 630-105 ST4	-	-	X	-	-
MLT 630-105 V CP ST4	-	-	X	-	-
MLT 630-105 V ST4	-	-	X	-	-
MLT 630-115	-	-	X	-	-
MLT 630-115 V	-	-	X	-	-
MLT 630-115 V CP	-	-	X	-	-
MLT 635-130 PS+	-	-	-	X	-
MLT 635-140 V+	-	-	-	X	-
MLT 730-115 V	-	-	X	-	-
MLT 730-115 V CP	-	-	X	-	-
MLT 730-115 V CP ST4	-	-	X	-	-
MLT 733-115	-	-	-	-	X
MLT 733-115 LSU	-	-	-	-	X
MLT 733-115 ST4	-	-	-	-	X
MLT 737-130 PS+	-	-	-	-	X
MLT 737-130 PS+ ST4	-	-	-	-	X
MLT 741-130 PS+	-	-	-	-	X
MLT 741-140 V+	-	-	-	-	X
MLT 840-145 PS+	-	-	-	-	X
MLT 841-145 PS+	-	-	-	-	X
MLT 940-140 V+	-	-	-	-	X
MLT 961-145 V+ L	-	-	-	-	X
MLT 1040-145 PS+ L	-	-	-	-	X
MLT 1041-145 PS+L	-	-	-	-	X
MLFX 625-75 H	X	-	-	-	-
MLFX 732	-	-	-	X	-
MLFX 735 T LSU	-	X	-	X	-
MLFX 840-140 PS+	-	-	-	-	X
MLFX 841 - 145 PS+	-	-	-	-	X
MLFX 961-145 V+ L	-	-	-	-	X
MLFX 1040-140 PS+ L	-	-	-	-	X
MLFX 1041-145 PS+L	-	-	-	-	X

TABLE SYMBOL

	No predisposition required		Hydraulic line		Return piping to hydraulic oil tank
	Electric predisposition		Platform predisposition		Tyre handler, cylinder handler predisposition



Siège Social

430 rue de l'Aubinière - 44150 Ancenis Cedex - France

Tel: +33(0)2 40 09 10 11 - Fax: +33 (0)2 40 09 10 97

www.manitou.com



This brochure describes versions and configuration options for Manitou products which may be fitted with different equipment. The equipment described in this brochure may be standard, optional or not available depending on version. Manitou reserves the right to change the specifications shown and described at any time and without prior warning. The manufacturer is not liable for the specifications given. For more information, contact your Manitou dealer. Non-contractual document. Product descriptions may differ from actual products. List of specifications is not comprehensive. The logos and visual identity of the company are the property of Manitou and may not be used without authorisation. All rights reserved. The photos and diagrams contained in this brochure are provided for information only.

MANITOU BF SA - Limited company with board of directors - Share capital: 39,668,399 euros - 857 802 508 RCS Nantes