

Technical sheet :

WRAPPED BALE CLAMP



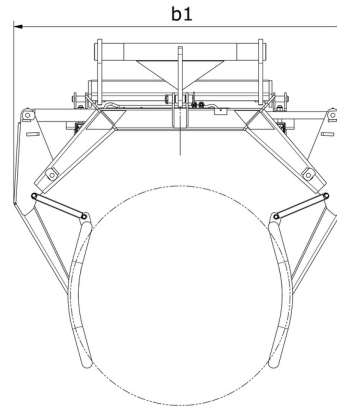
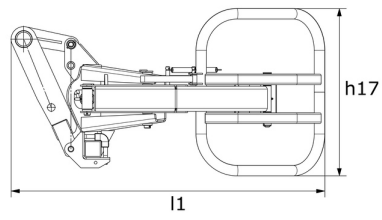
Benefits



- Easy to use and competitive attachment.
- Powerful double effect cylinder allows the manipulation of very heavy bales.
- Rounded and articulated clamp designed to fit the shape of every bale.
- Smooth structure that avoids any perforation of plastic film.

Technical characteristics







- Self-lubricated anti-wear ring that improves the longevity of the attachment.
- Excellent lifting capacity from 800 kg up to 1000 kg.
- Welded monobloc chassis.
- CLBW 800 : handles wrapped bale with \varnothing from 0.85 m to 1.45 m.
- CLBW 1500 : handles wrapped bale with \varnothing from 1 m to 1.7 m.

Wrapped Bale Clamp - Dimensional drawing



Capacities		CLBW 800	CLBW 1500
Capacity (kg)		800	1500
Weight and dimensions		CLBW 800	CLBW 1500
Overall height (mm)	h17	810	810
Width (mm)		1587	1587
Length (mm)		1386	1490
Overall weight (kg)		227	251
Working Parameters		CLBW 800	CLBW 1500
Machine Equipment			
Hydraulic system		Yes	Yes
Opening minimum (mm)		820	510
Opening maximum (mm)		1503	1846

Machines compatibility	CLBW 800	CLBW 1500
Reference number	52000813	52001012
MLA-T 533-145 V+ - ST5	-	X
MLT 420-60 H	X	X
MLT 625-75 H	X	X
MLT 630-105 ST4	X	X
MLT 630-105 V CP ST4	X	X
MLT 630-105 V ST4	X	X
MLT 630-115	X	X
MLT 630-115 V	X	X
MLT 630-115 V CP	X	X
MLT 635-130 PS+	X	X
MLT 635-140 V+	X	X
MLT 730-115 V	X	X
MLT 730-115 V CP	X	X
MLT 730-115 V CP ST4	X	X
MLT 733-115	X	X
MLT 733-115 LSU	X	X
MLT 733-115 ST4	X	X
MLT 737-130 PS+	X	X
MLT 737-130 PS+ ST4	X	X
MLT 741-130 PS+	X	X
MLT 741-140 V+	X	X
MLT 840-145 PS+	-	X
MLT 841-145 PS+	-	X
MLT 845-100 H	-	X
MLT 845-120	-	X
MLT 940-140 V+	X	X
MLT 961-160 V+ L	-	X
MLT 1040-145 PS+ L	-	X
MLT 1041-145 PS+L	X	X
MLFX 625-75 H	-	X
MLFX 732	X	X
MLFX 735 T LSU	X	X
MLFX 741-140 V+	X	X
MLFX 840-140 PS+	-	X
MLFX 841 - 145 PS+	-	X
MLFX 845-120	-	X
MLFX 845-120 H	-	X
MLFX 961-145 V+ L	-	X
MLFX 961-160 V+ L	-	X
MLFX 1035 LT LSU	-	X
MLFX 1040-140 PS+ L	-	X
MLFX 1041-145 PS+L	-	X

TABLE SYMBOL					
	No predisposition required		Hydraulic line		Return piping to hydraulic oil tank
	Electric predisposition		Platform predisposition		Tyre handler, cylinder handler predisposition



Siège Social

430 rue de l'Aubinière - 44150 Ancenis Cedex - France

Tel: +33(0)2 40 09 10 11 - Fax: +33 (0)2 40 09 10 97

www.manitou.com



This brochure describes versions and configuration options for Manitou products which may be fitted with different equipment. The equipment described in this brochure may be standard, optional or not available depending on version. Manitou reserves the right to change the specifications shown and described at any time and without prior warning. The manufacturer is not liable for the specifications given. For more information, contact your Manitou dealer. Non-contractual document. Product descriptions may differ from actual products. List of specifications is not comprehensive. The logos and visual identity of the company are the property of Manitou and may not be used without authorisation. All rights reserved. The photos and diagrams contained in this brochure are provided for information only.

MANITOU BF SA - Limited company with board of directors - Share capital: 39,668,399 euros - 857 802 508 RCS Nantes